


3/2-way Direct Mounting Pilot Valve



- Suitable for all Burkert process valves
- Ready for direct mounting
- Reduced power consumption
- Push-over solenoid coil
- Manual override


Type 6014P can be combined with...



Type 2012
Globe valve



Type 1078
Timer unit



Type 2512/2511
ASI cable plug

The direct acting 3/2-way valve, Type 6014 is a specially developed pilot valve for externally controlled actuators. (e.g. Type 2000, 2012, 2030, 2031). It consists of valve Type 6014 with sub-base connection and a banjo bolt connection.

With the banjo bolt the valve can be fastened very simply to the pilot air port of the actuator.

Circuit function C



3/2-way valve, NC

Technical data	
Orifice	DN 1.5 and 2.0
Material	
Flange body (valve)	Brass or polyamide (PA)
Banjo bolt	Brass, nickel-plated resp. Aluminium, anodized
Banjo coupler	Aluminium
Seal material	FKM
Media	Neutral gases and fluids, compressed air
Media temperature	14°F up to 212°F (-10°C up to +100°C)
Ambient temperature	Max. 131°F (+55°C)
Voltage tolerance	±10%
Duty cycle	100% continuous rating
Electrical connection	Tag connector acc. to DIN EN 175301-803 (previously DIN 43650), Form A for cable plug
Protection class	IP 65 with cable plug
Installation	As required, preferably with actuator upright

Power consumption				
Orifice [mm]	Inrush AC [VA]	Hold AC (hot coil) [VA]	[W]	DC (hot coil) [W]
1.5	11	6	2	2
2.0	24	17	8	8

Response times				
Orifice [mm]	AC		DC	
	Opening [ms]	Closing [ms]	Opening [ms]	Closing [ms]
1.5	ca. 25	ca. 35	ca. 25	ca. 35
2.0	ca. 18	ca. 22	ca. 18	ca. 22

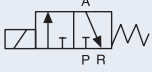
Response times [ms]:

Measured at valve outlet at 87 PSI and 68°F (+20°C)

Opening: pressure build-up 0 to 90%, closing: pressure relief 100 to 10%

Ordering chart for valves (other versions on requests)

All valves with FKM seal and manual override, with standard cable plug Type 2508
Anodized aluminium banjo coupler, nickel-plated brass banjo bolt

Circuit function	Pressure inlet P (banjo coupler)	Service port A (banjo bolt)	Orifice [mm]	C _v	Q _{Nn} value air [l/min]	Material flange body	Pressure range [PSI]	Power consumption [W]	Item no. per voltage/frequency [V/Hz]			
									024/DC	024/60	120/60	240/60
C 3/2-way, normally closed (NC) 	NPT 1/4	G 1/8	1.5	.08	75	PA	0 – 87	2	429 150	429 151	429 152	429 153
		G 1/4	1.5	.08	75	PA	0 – 87	2	429 138	429 139	429 140	429 141
		G 1/8	2.0	.13	120	Brass	0 – 145	8	429 146	429 147	429 148	429 149
		G 1/4	2.0	.13	120	Brass	0 – 145	8	429 134	429 135	429 136	429 137

i Further versions on request



Approvals

ATEX Version (Encapsulation and intrinsically safe)
UR / UL / CSA




Materials

Flange body in stainless steel

Ordering chart for accessory

Cable plug Type 2508 according to DIN EN 175301-803 Form A

	Circuitry	Voltage / frequency	Item no.
	None (standard)	0 - 250 V AC/DC	008 376
	further versions see datasheet Type 2508		



Fixing screw

Flat seal

The delivery of a cable plug includes the flat seal and the fixing screw. For other cable plug versions acc. to DIN EN 175301-803 Form A (previously DIN 43650), see separate datasheet Type 2508.

