

Width: 15,8 mm, Contact clearance: 8 mm, 0–250 V



Advantages / Benefits

- ▶ Optional equipment with LED, rectifier, suppressor diode, pole protection and/or varistor
- ▶ Modular design allows flexibility in restricted space
- ▶ Easy wiring connection
- ▶ Pressure screw cable seals with strain relief

Design/Function

The cable plug consists of

- a polyamide body with PC-cover and mounting screw,
- a contact insert that can be rotated by 180°,
- electro-silverplated brass contacts and
- a gasket seal from plug to coil

The strain relieving feature and cable seal is provided by a pressure screw with seal ring.

The terminal screws are easily accessible, when the contact inserts are removed.

The cable outlet is oriented 30° to plug face.

Applications

Plug-in connection for electrical devices and components, e.g. single and multiple miniature valves.

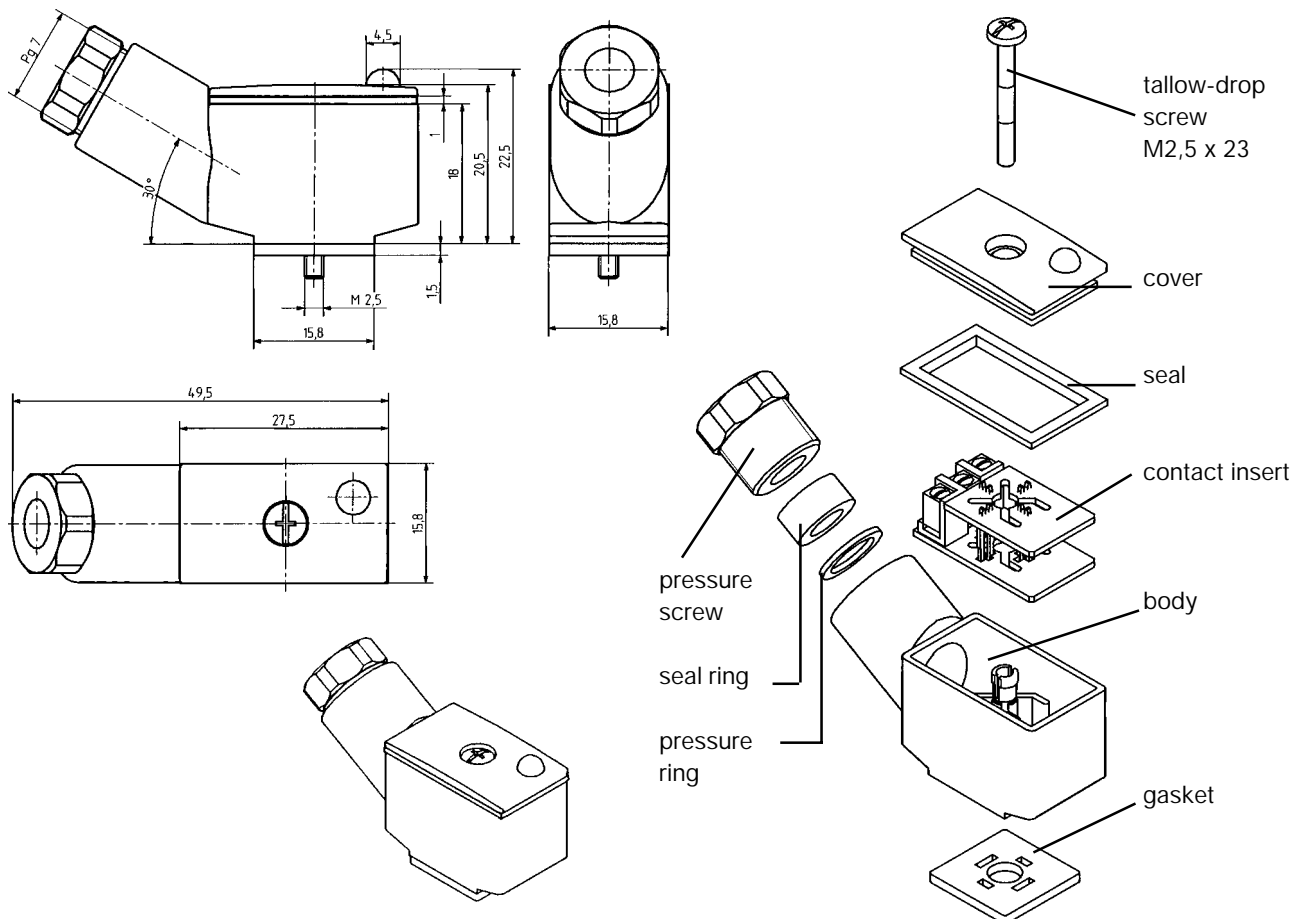
Tag configuration according to DIN 43 650, form C.

Cable Plug to DIN 43 650, Form C

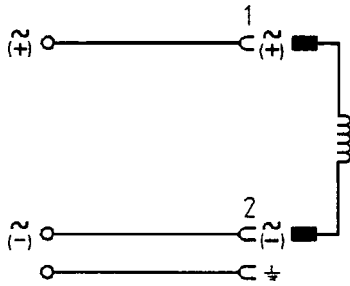
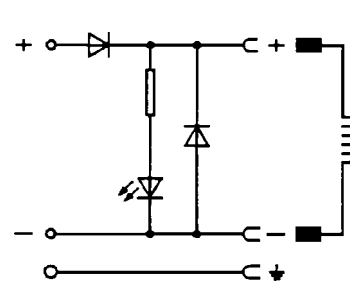
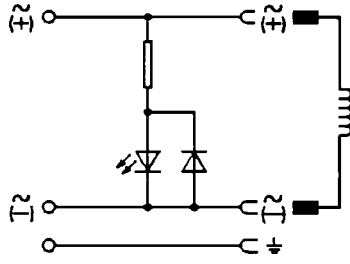
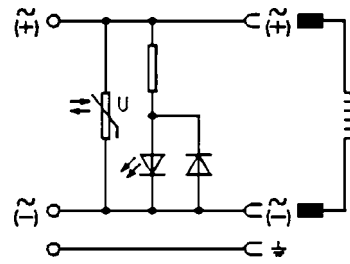
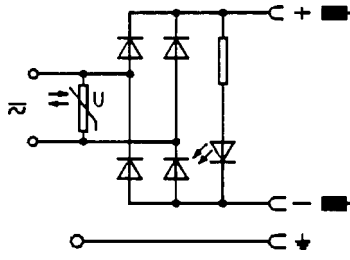
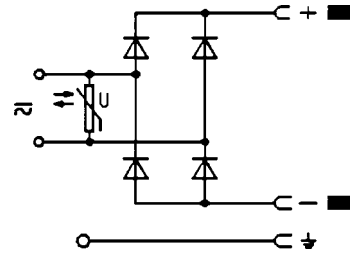
Technical Data

Body material	PA (polyamide)	Functional display	LED, yellow
Contact material	brass, electro-silverplated	Isolation group	C
Cable outlet (Outlet orientation of single valves)	oriented 30° to the plug face (cpl. cable plug can be rotated by 180°)	Protection class	IP 65
Isolation between cable plug and coil	gasket 1.5 mm	Max. continuous current	with diode 1 A
Continuous limit temp.	+125 °C	Contact resistance	5 mΩ
Cable diameter	5–6 mm	Installation (cf. explosion drawing) <ul style="list-style-type: none"> - remove cover - ease out contact insert - insert cable through pressure screw - wire cable according to connection plan - replace contact insert - seal cable plug with cover and gasket - push gasket on tag connectors - push cable plug firmly onto tags - secure cable plug with tallow-drop screw M2,5 x 23 	
Electr. connection	terminal screws max. 0.75 mm ²		
Poles	2-pole + protective earth		
Nominal voltage	0–250 V		

Dimensions in mm



Wiring Diagrams/Connection Specifications

<p>Without circuitry</p>  <p>0-250 V AC/DC</p> <p>Order-No.: 008 353 P</p>	<p>With pole protection, suppressor diode and LED</p>  <p>Caution! DC-voltage only Ensure correct polarity!</p> <p>12-24 V DC</p> <p>Order-No.: 008 411 S</p>
<p>With LED</p>  <p>In case of DC-voltage ensure correct polarity!</p> <p>12 V DC/24 V AC/DC 100-120 V AC/DC 200-240 V AC/DC</p> <p>Order-No.: 008 402 A Order-No.: 008 403 B Order-No.: 008 404 C</p>	<p>With LED and varistor</p>  <p>In case of DC-voltage ensure correct polarity!</p> <p>12 V DC/24 V AC/DC 100-120 V AC/DC 200-240 V AC/DC</p> <p>Order-No.: 008 408 Q Order-No.: 008 409 R Order-No.: 008 410 D</p>
<p>With rectifier, LED and varistor</p>  <p>12- 24 V AC/DC 100-120 V AC/DC 200-240 V AC/DC</p> <p>Order-No.: 008 354 Q Order-No.: 008 355 R Order-No.: 008 356 J</p>	<p>With rectifier and varistor</p>  <p>12-240 V AC/DC</p> <p>Order-No.: 008 412 T</p>

Ordering Chart (Other Versions on Request)

All cable plugs are supplied with 2 poles + protective earth, a cable diameter of 5–6 mm, cable outlet oriented 30° to the plug face, with mounting screw M2,5 x 23 and gasket.

Circuitry	Voltage	Max. current	Order-No.
No circuitry	0–250 V	6 A	008 353 P
With LED	12– 24 V	6 A	008 402 A
With LED	100–120 V	6 A	008 403 B
With LED	200–240 V	6 A	008 404 C
With rectifier, LED and varistor	12– 24 V	2 A	008 354 Q
With rectifier, LED and varistor	100–120 V	2 A	008 355 R
With rectifier, LED and varistor	200–240 V	2 A	008 356 J
With LED and varistor	12– 24 V	6 A	008 408 Q
With LED and varistor	100–120 V	6 A	008 409 R
With LED and varistor	200–240 V	6 A	008 410 D
With pole protection, suppressor diode and LED	12– 24 V	1 A	008 411 S
With rectifier and varistor	12–240 V	2 A	008 412 T
Pre-wired			on request